

# WOLTERS ENGINEERING

ENGINEERING, DRAFTING, CONSULTING

15211 97<sup>th</sup> Road N  
West Palm Beach, FL 33412  
Ph/Fx: (561) 225-1982

## PRODUCT EVALUATION (FOR HVHZ APPROVED PRODUCT)

PRODUCT: **DM CLASS 1700 .032" ALUMINUM SNAPLOCK 1 1/2" STANDING SEAM ROOF PANEL (FLPA# 30751.3)**

MANUFACTURER: DYNAMIC METALS, LLC  
340 PIKE ROAD  
WEST PALM BEACH, FL 33411

To all concerned,

The DM Class 1700 Series .032" Aluminum SnapLock 1 1/2" Standing Seam Roof Panel, manufactured by Dynamic Metals LLC, is a non-structural Fluoropolymer coated aluminum roof panel (25 ksi min) that meets the requirements of Sections 1507.4 and 1518.9 of the 7<sup>th</sup> Edition (2020) Florida Building Code. The panel has been tested per TAS 100 and TAS 125 by Intertek with results shown in test reports K1304.04-450-18 and K1304-03-450-18, and per TAS 110 by PRI Construction Materials Technologies, with results shown in test reports VLS-004-02-01 and VLS-005-02-01.

### Technical Documentation:

1. Drawing "17SLALHZ" dated 10/17/19, signed and sealed by Scott Wolters, PE.
2. Test Reports listed above by Architectural Testing, Inc. signed and sealed by Vinu Abraham, PE.
3. Test Reports listed above by PRI Construction Materials Technologies, signed and sealed by Zachary R Priest, PE.
4. Supplemental Calculations to support "17SLALHZ" drawing, signed and sealed by Scott Wolters, PE.

I have reviewed this submittal per the requirements of FAC Product Approval Rule Chapter 61G20-3.005 (4). Based on the limitations listed below and those provided in the documents above, this product meets all the requirements of the 7<sup>th</sup> Edition (2020) Florida Building Code generally, and chapter 15 specifically, including the HVHZ provisions.

Limitations: **This panel is approved for use inside and outside of the HVHZ.**

<u>Overall Limitations:</u>	Maximum Panel Width:	19" (nominal)
	Minimum Rib Height:	1 1/2"
	Clip Anchors:	20 Ga. Steel, 3 1/2" long
	Min. Slope:	2/12 (HVHZ)
		1/2/12 (Non-HVHZ, with Lap Sealant)
		3/12 (Non-HVHZ, No Lap Sealant)

	Field Installation	Perimeter & Corner Installation
Max. Design Pressure:	-167.25 psf	-176 psf
Clip Anchor Spacing:	4" From Ends, 18" Max. O.C.	4" From Ends, 12" Max. O.C.
Min Panel Fasteners:	#10x1" Pancake Head Fasteners, (2) per Clip	#10x1" Pancake Fasteners, (2) per Clip

Fire Barrier: Where required by code, install an approved fire barrier. Refer to a current fire directory listing for fire ratings of this roofing system assembly as well as the location of the fire barrier within the assembly. (See note #2 below)

Note: Outside of the HVHZ, 1" round plastic caps meeting the requirements of FBC Section 1507.1.1.1, may be used to prevent galvanic reactions.

Underlayment: Minimum ASTM D 226 Type II, installed and anchored per FBC Section 1507.1.1.1 (min)  
(or)

Any underlayment with a valid FLPA or Miami-Dade NOA

Note: Outside of the HVHZ, 1" round plastic caps, meeting the requirements of FBC Section 1507.1.1.1, may be used to prevent galvanic reactions.

Minimum Substrate: ½' (15/32" min) 4-ply CDX Plywood or ¾" min. solid wood plank (S.G.=0.42 min), nailed to 2x rafters spaced 24" max. O.C. with 8d ring-shank nails spaced 6" O.C.

Note: The ¾" wood planking must be installed as a solid deck and must be nailed or fastened in a manner equal to the deck above, or as specified by a Florida licensed Architect/Engineer.

Other Limitations:

1. Roof slope must meet requirements of FBC Sections 1507.4.2 or 1515.2.
2. Fire classification is not a part of this evaluation. Refer to a current Approved Roofing Materials Directory for fire ratings of this product.

3. Design of substrate is by others and is not a part of this evaluation.
4. Rational analysis, provided by a Florida licensed Architect/Engineer per FAS 61G20.3.005(e), may be used for project specific approval by the local authorities having jurisdiction.
5. Where required by code, all panels shall be permanently labeled with the manufacturer's name and/or logo, and the following statement, "Dynamic Metals FL# 30751.3, DM Class 1700".

Panel Forming:

These panels may be jobsite roll formed with the following Dynamic Metals machines, per approval of 3<sup>rd</sup> party QA provider, to the dimensions shown on Drawing 17SLALHZ:

SSQ-6800617	SSQ-5150216	SSQ-6810617
SSQ-6690517	SSQ-4560615	SSQ2-2310920
5VC-0490718	5VC-0360516	SSQ2-2320920


Re-Roofing:

The DM Class 1700 Series .032" Aluminum Snap Lock 1 1/2" Standing Seam Roof Panel may be installed over a single layer of existing asphalt shingles, provided the existing roof meets the requirements of Section 1521 (HVHZ) or Section 1511 (outside of HVHZ) of the Florida Building Code.

If you have any questions or need more information concerning this approval, please contact me.

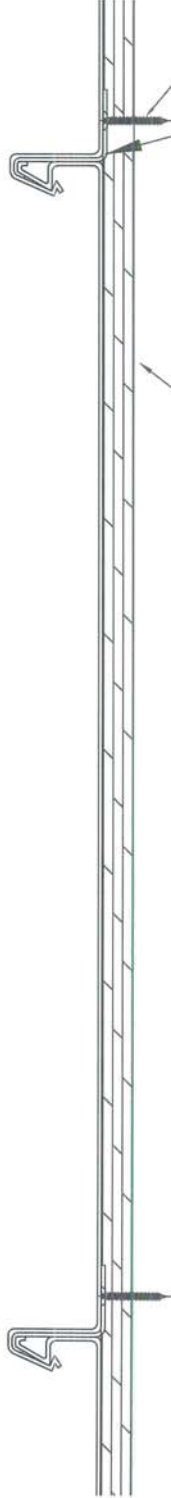
Thank you,

  
 Scott Wolters  
 FL PE# 62354  
 AUG 23 2020



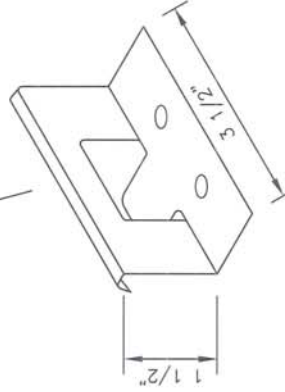
# DM CLASS 1700 .032" ALUMINUM SNAPLOCK 1 1/2" STANDING SEAM ROOFING PANEL

19" PANEL WIDTH

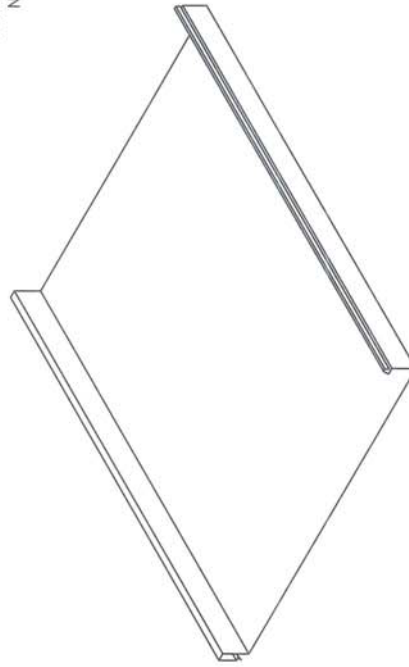


#10x1" PANCAKE HEAD  
FASTENERS, (2) PER CLIP  
(SEE EVAL REPORT FOR  
CLIP SPACING)

MINIMUM 1/2" 4-PLY CDX  
PLYWOOD or 3/4" SOLID WOOD  
PLANK (SEE MIN SUBSTRATE  
NOTES IN EVAL REPORT).



20 Ga. GALV.  
STEEL CLIP



19" (NOMINAL)

PANEL PROFILE

1 1/2"  
(NOMINAL)

REV.#	DATE	PRINTS ISSUED FOR
10/17/19		1ST SUBMITTAL



SCOTT WOLTERS  
FL PE# 02354  
WOLTERS ENGINEERING  
COA# 27194  
15211 97TH ROAD N 33412  
WEST PALM BEACH, FL  
(561) 225-1982

**DYNAMIC METALS**  
www.dynamicmetals.net  
FAX: (561) 629-7291  
EMAIL: info@dynamicmetals.net  
340 PIKE ROAD  
WEST PALM BEACH, FL 33782  
PH: (561) 629-7288

DWG: 17S1ALHZ  
SHEET: 1/1