



Date: ____/____/____

Project Name: Project Address:

Contractor: Contractor Address:

Phone: Email:

PANEL PROFILE:

Gauge

Steel	Aluminum
<input type="radio"/> 24ga	<input type="radio"/> .032
<input type="radio"/> 26ga	<input type="radio"/> .040

Panel Design

<input type="radio"/> Flat/Smooth	<input type="radio"/> Striated
<input type="radio"/> Ribbon Beads	<input type="radio"/> Pencil Beads

Color

<input type="radio"/> Mill Finish	<input type="radio"/> Painted
-----------------------------------	-------------------------------

Color:

ACCESSORIES

	Quantity	Length	Square
01			
02			
03			
04			
05			
06			
07			
08			
09			
10			
11			
12			
13			
14			
15			
16			
17			
18			
19			
20			
21			
22			
23			
24			
25			

Pop Rivets Stainless Steel Bag 250/bag: _____ Color: _____

Bostik 915 Caulk: _____ Color: _____

Pipe Boots #3 Adj. Deck: _____

Electrical Zipper Deck Boots: _____

Butyl Tape Rolls: _____ Size: _____

Cobra Ridge Vent: _____

Gooseneck Ridge Vent: _____ Size: _____

Touchup Paint Pencil. Quantity: _____ Color: _____

Clips: _____ Size: _____ Color: _____

Underlayment: _____ Quantity: _____

Universal Closure Strip: _____

Other: _____

Paint & Brush: _____

Reflective Insulation: _____ Quantity: _____

FASTENERS QUANTITY (250 per bag)	Galvalume	Stainless Steel
1" Pancake:	_____	_____
1" Pancake Self Driller:	_____	_____
1" Pancake Dade County Code:	_____	_____
1½" WoodZac:	_____	_____
1½" WoodZac Premium Painted/Painted:	_____	_____
1½" WoodZac Wood Screws:	_____	_____
1½" WoodZac Wood Screws Painted:	_____	_____
Stich Screw:	_____	_____
Other:	_____	_____



Date: ____ / ____ / ____

Project Name: Project Address:

Contractor: Contractor Address:

Phone: Email:

<p>Sidewall Flashing</p> <p>Slope _____</p> <p>Quantity _____</p>	<p>Ridge / Hipcap</p> <p>Slope _____</p> <p>Hip Quantity _____</p> <p>Ridge Quantity _____</p>	<p>Valley Cleat</p> <p>Quantity _____</p>	<p>Valley</p> <p>Quantity _____</p>
<p>Bullnose Drip Edge</p> <p>Slope _____</p> <p>Quantity _____</p>	<p>z Closure</p> <p>Quantity _____</p>	<p>Gable Cleat</p> <p>Quantity _____</p>	<p>Gable Rake</p> <p>Quantity _____</p>
<p>Endwall Flashing</p> <p>Quantity _____</p>	<p>Stucco Stop Mill Finish</p> <p>Quantity _____</p>	<p>Skylight Flashing</p> <p>Quantity _____</p>	<p>Transition Flat Clip</p> <p>Quantity _____</p>
<p>End Flat Cap</p> <p>Slope _____</p> <p>Quantity _____</p>	<p>Peak End Cap</p> <p>Slope _____</p> <p>Quantity _____</p>	<p>Transition Flashing</p> <p>Slope _____</p> <p>Quantity _____</p>	<p>Regret Flashing</p> <p>Quantity _____</p>
<p>Cricket Flashing</p> <p>Slope _____</p> <p>Quantity _____</p>	<p>Custom</p> <p>Quantity _____</p>	<p>Custom</p> <p>Quantity _____</p>	<p>Custom</p> <p>Quantity _____</p>



Date: ____ / ____ / ____

Project Name: Project Address:

Contractor: Contractor Address:

Phone: Email:

PANEL PROFILE:

Gauge	Steel	Aluminum	Panel Design	<input type="radio"/> Flat / Smooth
	<input type="radio"/> 24ga	<input type="radio"/> .032		<input type="radio"/> Striated
	<input type="radio"/> 26ga	<input type="radio"/> .040		

Color	<input type="radio"/> Mill Finish	<input type="radio"/> Painted	Color:
-------	-----------------------------------	-------------------------------	--------------

ACCESSORIES

	Quantity	Length	Square
01			
02			
03			
04			
05			
06			
07			
08			
09			
10			
11			
12			
13			
14			
15			
16			
17			
18			
19			
20			
21			
22			
23			
24			
25			

Adhesive: _____ Color: _____

Pipe Boots #3 Adj. Deck: _____

Electrical Zipper Deck Boots: _____

Butyl Tape Rolls: _____ Size: _____

Foam Ridge Vent": _____

Underlayment: _____ Quantity: _____

Inside Closure Strip: _____

Outside Closure Strip: _____

Paint & Brush: _____

Pop Rivets: _____ Reflective: _____

Goose Neck Vents: _____ Insulation: _____

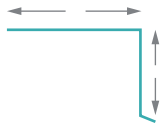

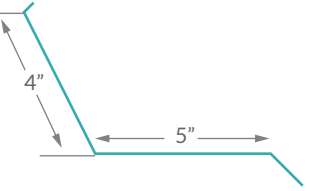

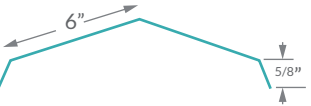

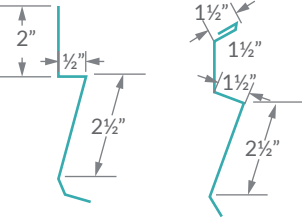

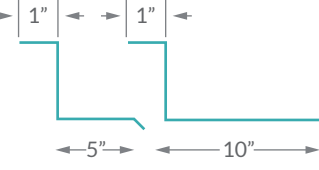
Touch Up Paint: _____

FASTENERS QUANTITY (250 per bag)	Galvalume	Stainless Steel
1½ " Wood #10:	_____	_____
1½ " Wood Painted #10:	_____	_____
1½ " Wood Premium Painted #10:	_____	_____
1" Pancake Screws #10:	_____	_____
1½ " Pancake Screws #10:	_____	_____
Others:	_____	_____
Self Drillers:	_____	_____



Date: ____ / ____ / ____

Project Name:	Project Address:
Contractor:	Contractor Address:
Phone:	Email:

Sidewall Flashing	Valley	Standard Flashing	Gable Rake
 <p>Size _____ Slope _____ Quantity _____</p>	 <p>Quantity _____</p>	 <p>Slope _____ Quantity _____</p>	 <p>Quantity _____</p>
Ridge/ Hip Cap	J Chanel	Stucco Stop Mill Finish	Gable Rake Box
 <p>Slope _____ Quantity Hip _____ Quantity Ridge _____</p>	 <p>Open Hem _____ Close Hem _____ Quantity _____</p>	 <p>Quantity _____</p>	 <p>Quantity _____</p>
Cricket Custom Flashing	Custom	Custom	Custom
 <p>Quantity _____</p>	<p>Quantity _____</p>	<p>Quantity _____</p>	<p>Quantity _____</p>