

WOLTERS ENGINEERING

ENGINEERING, DRAFTING, CONSULTING

15211 97th Road N
West Palm Beach, FL 33412
Ph/Fx: (561) 225-1982

PRODUCT EVALUATION (Florida Product Approval)

PRODUCT: **DM CLASS 1700 26 Ga, 24 Ga, or 22 Ga. Galvalume 1 1/2" Snaplock
11", 15", or 19" Wide Roof Panel**
(FLPA# 41724.16)

MANUFACTURER:



Dynamic Metals, LLC
2951 SE Dominica Terrace
Stuart, FL 34997

or

Dynamic Metals, LLC.
2177 Andrea Lane
Fort Myers, FL 33912

To all concerned,

The DM Class 1700 1 1/2" Snaplock Roof Panel, manufactured by Dynamic Metals LLC, is a non-structural 26 ga. (min) galvalume coated steel roof panel (50 ksi min) that meets the requirements of Section 1507.4 of the 8th Edition (2023) Florida Building Code. The panel has been tested per TAS 100 and UL 580 by Intertek B&C, with results shown in test reports P2196.52-450-34 and P2196.54-450-44. It has also been tested per TAS 110 by PRI Construction Materials Technologies, with results shown in test reports VLS-004-02-01 and VLS-005-02-01.

Technical Documentation:

1. Drawing "17SSL19" dated 2/17/24 (Rev. 1), signed and sealed by Scott Wolters, PE.
2. Test Reports listed above by Intertek B&C. signed and sealed by Vinu Abraham, PE.
3. Test Reports listed above by PRI Construction Materials Technologies, signed and sealed by Zachary R Priest, PE.
4. Supplemental Calculations to support 17SSL19, signed and sealed by Scott Wolters, PE.

I have reviewed this submittal per the requirements of FAC Product Approval Rule Chapter 61G20-3.005 (4). Based on the limitations listed below and those provided in the documents above, this product meets all of the requirements of the 8th Edition (2023) Florida Building Code generally, and chapter 15 specifically, for use outside of the HVHZ.

Limitations: **This panel is approved for use outside of the HVHZ.**

Overall Limitations:

Min. Slope:

Non-HVHZ: 1/4"/12"

Note:

Slopes less than 3"/12" require lap sealant per FBC 1507.4

Maximum Panel Width:

19"

Minimum Rib Height:

1 1/2"

Panel Clip Anchors:

20 Ga. Galvanized Steel, 3 1/2" long

	Option #1 Installation
Max. Design Pressure:	-176 psf
Clip Anchor Spacing:	4" From Ends, 18" Max. O.C.
Min Panel Fasteners:	#10x1" Pancake Head Fasteners, (2) Per Clip

Underlayment: Minimum ASTM D 226 Type II, installed and anchored per FBC Section 1507.1.1.1 (min).

(or)

Any underlayment with a valid FLPA or Miami-Dade NOA

Note: Outside of the HVHZ, in areas with windspeeds < 170 mph, 1" round plastic caps meeting the requirements of FBC Section 1507.1.1.1 may be used to prevent galvanic reactions.

Fire Barrier: Where required by code, install an approved fire barrier. Refer to a current fire directory listing for fire ratings of this roofing system assembly as well as the location of the fire barrier within the assembly. (See note #2 below)

Note: Outside of the HVHZ, in areas with windspeeds < 170 mph, 1" round plastic caps meeting the requirements of FBC Section 1507.1.1.1, may be used to prevent galvanic reactions.

Minimum Substrate: 1/2" (15/32" min) 4-ply CDX Plywood or 3/4" solid wood planks (S.G. = .42 min) nailed to 2x rafters spaced 24" max. on center with 8d ring-shank nails spaced 6" max on center.

Note: The 3/4" wood planking must be installed as a solid deck and must be nailed or fastened in a manner equal to the deck above, or as specified by a Florida licensed Architect/Engineer.

Other Limitations:

1. Roof slope must meet requirements of FBC Section 1507.4.2.
2. Fire classification is not a part of this evaluation. Refer to a current Approved Roofing Materials Directory for fire ratings of this product.
3. Design of substrate is by others and is not a part of this evaluation.
4. All panel system perimeters, penetrations, and transitions to be flashed and sealed per the requirements of RAS 133.
5. Rational analysis, provided by a Florida licensed Architect/Engineer per FAS 61G20.3.005(e), may be used for project specific approval by the local authorities having jurisdiction.
6. Where required by the Florida Building Code, panels shall be labeled with the manufacturer's name and/or logo, and the following statement, "Dynamic Metals FLPA# 41724.16, DM Class 1700".

Re-Roofing:

The DM Class 1700 26 Ga. Galvalume 1 1/2" Snaplock 19" Wide Roof Panel may be installed over a single layer of existing asphalt shingles, provided the existing roof meets the requirements of Section 1511 (outside of HVHZ) of the Florida Building Code.


Panel Forming:

These panels may be jobsite roll formed with the following Dynamic Metals machines, per approval of 3rd party QA provider, to the dimensions shown on Drawing 17SSL19:

SSQ-6800617	SSQ-5150216	SSQ2U-4031121
SSQ-6690517	SSQ-4560615	SSQ2U-4041121
SSQ-6810617	SSP-10751007	SSQ2U-6470323
5VC-0490718	5VC-0360516	SSQ2U-6480323
	5VC-0700123	SSQ2U-4051121


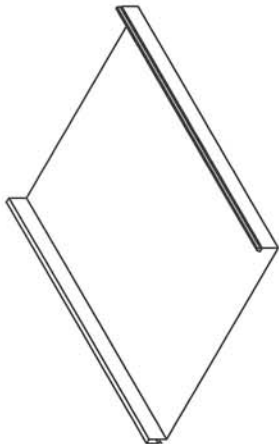
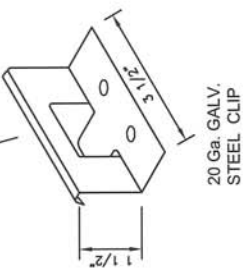
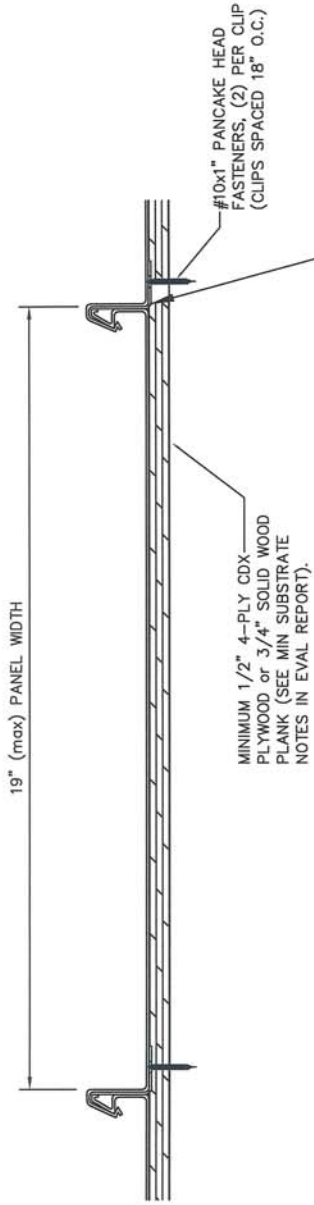
If you have any questions or need more information concerning this approval, please contact me.

Thank you,


Scott Wolters
FL PE# 62354
FEB 17 2024



DYNAMIC CLASS 1700 26 Ga, 24 Ga, or 22 Ga. GALVALUME
1 1/2" SNAPLOCK x 11", 15", or 19" WIDE ROOF PANEL
OVER 1/2" PLYWOOD



PANEL PROFILE

MAX DESIGN PRESSURE
-176 Psf

- GENERAL NOTES:
1. ROOF SLOPE IS LIMITED PER THE REQUIREMENTS OF FBC SECTION 1507.4.2.
 2. DESIGN OF SUBSTRATE IS BY OTHERS AND NOT A PART OF THIS APPROVAL
 3. ALL PANEL SYSTEM PERIMETERS, PENETRATIONS, AND TRANSITIONS TO BE FLASHED AND SEALED PER THE REQUIREMENTS OF RAS 133.



DWG: 17SSL19
SHEET: 1/1

DYNAMIC METALS

2951 SE DOMINICA TERRACE
STUART, FL 34997
PH: (772) 247-2465
FAX: (772) 247-2466
PH: (239) 265-1638
EMAIL: info@dynamicmetals.net

SCOTT WOLTERS
FL REG 62354
WOLTERS ENGINEERING
15211 97TH ROAD N
WEST PALM BEACH, FL 33412
(561) 225-1982



REV#	DATE	PRINTS ISSUED FOR
1	2/17/24	1ST SUBMITTAL
2	10/14/22	2023 CODE UPDATE