


## PRODUCT EVALUATION

(Florida Product Approval)



**DM Class 1000**

**FL# 41724.1-R3**

**1" Nailstrip (16" Wide)**

**26GA, 24GA, or 22GA Galvalume  
Approved**

**Approved** for installation **inside** and **outside** of the **HVHZ** (Miami-Dade & Broward counties)

### **Panel Material**

26ga galvalume (min) *Corrosion resistant per FBC 1507.4.3 (non-HVHZ) or 1518.9 (HVHZ)*

### **Panel Description**

Non-Structural steel roof panel with 1" tall rib (nominal) and 16" (max) coverage

### **Deck/Substrate**

15/32" (min) 4-ply CDX plywood or 3/4" (min) thick wood plank (*min S.G. of 0.42*). nailed to 2x rafters spaced 24" O.C. with 8d ring-shank nails spaced 6" (max) O.C.

### **Available Options**

24ga and 22ga galvalume also available and acceptable.

14" and 12" widths also available and acceptable.

### **STUART BRANCH**

2951 SE Dominica Terr.  
Stuart, FL 34997  
Ph: (772) 247-2465

### **FORT MYERS BRANCH**

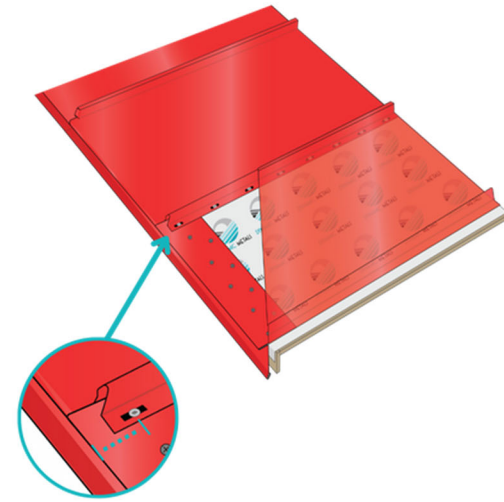
2177 Andrea Lane  
Fort Myers, FL 33912  
Ph: (239) 265-1638

Visit our website  
[www.dynamicmetal.net](http://www.dynamicmetal.net)

Scan here to view  
Installation Details  
for this profile

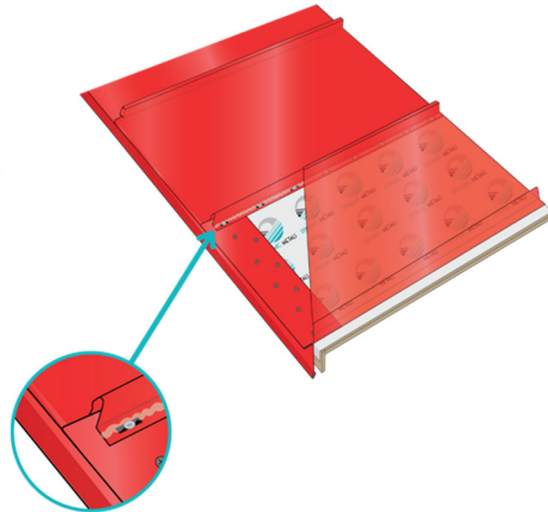


## OPTION 1



FASTENER SPACING  
3" FROM ENDS

## OPTION 2



CONTINUOUS BEAD  
OF SEALANT

	Option #1 Installation	Option #2 Installation
<b>Max. Design Pressure</b>	-116psf	-176psf
<b>Fastener Spacing</b>	3" From Ends, 6" Max. O.C. (In Nailstrip)	3" From Ends, 6" Max. O.C. (In Nailstrip)
<b>Min Panel Fasteners</b>	#10x1" Panclip Fastener	#10x1" Panclip Fastener
<b>Panel Sealant</b>	Not Required <sup>1</sup>	Continuous bead of Geocel 2300 or 2320 (at Nailstrip) side of seam

### Notes:

- 1) Panel sealant is required for installation in the HVHZ with roof slopes below 2:12
- 2) Option #1 and Option #2 may be referred to as "field" and "corner" conditions, respectively
- 3) Compare *allowable* pressures required for the project to the maximum allowable design pressure above and select any option which meets or exceeds the pressures required for the project
- 4) Installation graphics on this page are provided as a generic visual representation; specific written text in this product approval & applicable building code shall take precedence
- 5) A factor of safety of 2.0 has been applied.



## Non-High Velocity Hurricane Zone (Non-HVHZ)

This product *is approved for installation* **outside** the HVHZ (Miami-Dade & Broward counties). References to HVHZ sections of the FBC (e.g. Fire Barrier) generally do not apply when the product is installed outside of the HVHZ

## High Velocity Hurricane Zone (HVHZ):

This product *is approved for installation* **inside** the HVHZ (Miami-Dade & Broward counties), and other jurisdictions which require HVHZ or NOA approvals. Comply with HVHZ elements of the FBC where required.

## Underlayment:

Comply with FBC 1507.1.1 (non-HVHZ) or 1518.2 (HVHZ), and per local codes

## Slope:

Comply with FBC 1507.4.2 (non-HVHZ) or 1515.2 (HVHZ), and per local codes.

OUTSIDE the HVHZ, FBC 1507.4.2 minimum slope is 1/4:12

INSIDE the HVHZ, FBC 1515.2 minimum slope is 1:12

This product has passed the requirements of ASTM E2140

## Trim and Flashing Details:

Comply with manufacturer's recommendations and RAS 133

## Re-Roofing:

This panel may be installed over a single layer of existing shingles as permitted by local building code or FBC 1511/1521, provided the existing roof meets the conditions required by the applicable code. Size fasteners to fully penetrate ¼" (min) through substrate

## Fire Barrier:

Comply with FBC 1516.1 and 1516.2 where required

Where not required by code. Fire classification is not a part of this evaluation

Where required, refer to a current fire directory listing for fire ratings of this roofing system assembly as well as the location of the fire barrier within the assembly

## Technical Documentation

- 1) This product has been tested to meet the standards listed below by Intertek Testing (TST-152)
- 2) Per reports **G3443.14-450-44**, **G3443.40-450-44** and **M1607.01-450-44**, signed and sealed by Vinu Abraham, PE, and by PRI Construction Materials Technologies, per test reports **VLS-004-02-01** and **VLS-005-02-01**. The Test Reports used are owned by **Lara's IP & Research, LLC.**, and used with permission.
- 3) Drawing 1SNS16-HZ, dated 2/17/24 (Rev. 1), signed and sealed by Scott Wolters, PE. Supplemental Calculations to support 1SNS16-HZ, signed & sealed by Scott Wolters

## Compliance Statement:

Reviewed per the FAC Product Approval Rule, Chapter 61G20-3.005 (4), this product, as described in this report and drawing 1SNS16-HZ, meets all of the requirements of sections 1504.3.2 (**non-HVHZ**) and 1518.9/1523.6.5.2.4 (**HVHZ**) of the 8<sup>th</sup> Edition (2023) Florida Building Code.

This product as described has been tested and demonstrated compliance with

**UL580** – Test for Uplift Resistance of Roof Assemblies

**UL 1897** – Uplift test for roof covering systems

**ASTM E2140** – Static Water Leakage Test criteria only

**TAS 125** – Standard Requirements for Metal Roofing Systems

**TAS 100** - Wind and Wind-Driven Rain

**TAS 110** – Physical Properties of Roofing Components

### STUART BRANCH

2951 SE Dominica Terr.

Stuart, FL 34997

Ph: (772) 247-2465

### FORT MYERS BRANCH

2177 Andrea Lane

Fort Myers, FL 33912

Ph: (239) 265-1638

Visit our website

[www.dynamicmetal.net](http://www.dynamicmetal.net)

Scan here to view  
Installation Details  
for this profile



## Panel Labeling:

Products sold in the HVHZ that require labeling shall bear the following or similar label. Other labeling in accordance with FBC 1523.5 shall also be permitted



**DYNAMIC METALS**

**City, State**  
**DM Class 1000 FL #41724.1**

**Approved for**  
**Miami-Dade County**

## Design Process:

Compare the maximum allowable loads to the ASD uplift pressures for the project to determine sufficiency and installation requirements. Determine project uplift pressures using ASCE 7-22, FBC R301, project design documents, guidance from local building department, or other design professionals. Engineering analysis may be completed by other licensed engineers for project specific approval by local authorities having jurisdiction.

## Exclusions and Limitations:

Design of deck and roof structure (to include attachment of plywood or wood plank) shall be completed by others. Fire classification and shear diaphragm design are outside the scope of this evaluation.

This report is limited to compliance with structural wind load requirements of FBC 1504.3.2, as required by Rule 61G20-3. Neither Wolters Engineering nor the manufacturer shall be responsible for any conclusions, interpretations, or designs made by others based on this evaluation report. This report is limited solely to documenting compliance with Rule 61G20-3, and makes no express or implied warranty regarding performance of this product. Installation shall be subject to the local building code and authority having jurisdiction.


## Panel Forming

Panels may be formed on the jobsite with the following Dynamic Metals, LLC approved machines, under a quality assurance program audited by an approved 3<sup>rd</sup> party QA auditor

SSP-10751007, 5VC-0700123, SSQ2U-6470323, SSQ2U-6480323, SSQ-6800617, SSQ-6690517, 5VC-0490718, SSQ-5150216, SSQ-4560615, 5VC-0360516, SSQ-6810617, SSQ2U-4031121, SSQ2U-4041121, SSQU-4051121

If you have any questions or need more information concerning this approval, please contact me

Scott Wolters  
FLPE# 62354  
Wolters Engineering, Inc.  
(COA# 27194)  
15211 97<sup>th</sup> Road N  
West Palm Beach, FL 33412  
(561) 225-1982



Digitally signed  
by Scott Wolters  
Date: 2025.07.04  
00:14:28 -04'00'

© 2025 Lara IP & Research, LLC.

All test data, engineering reports, technical illustrations, line drawings, and related intellectual property contained within this document are the sole property of Lara IP & Research, LLC. Used with permission under written prior written agreement by DYME Metals Association, LLC. for regulatory submittals, internal reference, and lawful distribution to authorized parties only.

Reproduction, redistribution, or commercial use without express written consent from Lara IP & Research, LLC is strictly prohibited.

**STUART BRANCH**  
2951 SE Dominica Terr.  
Stuart, FL 34997  
Ph: (772) 247-2465

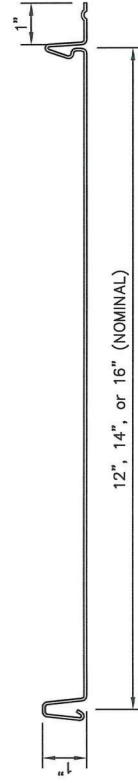
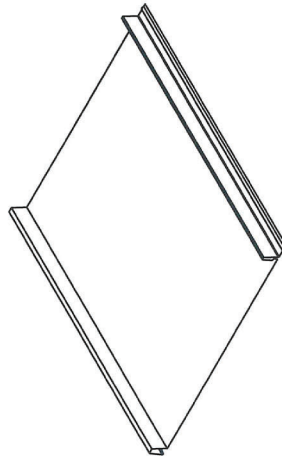
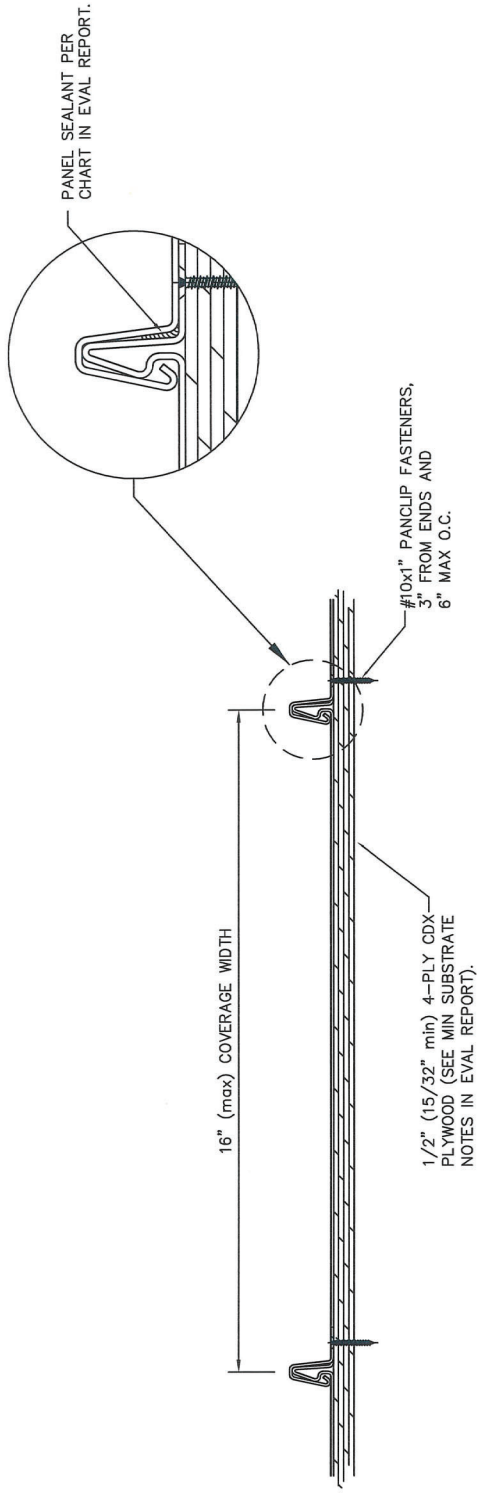
**FORT MYERS BRANCH**  
2177 Andrea Lane  
Fort Myers, FL 33912  
Ph: (239) 265-1638

Visit our website  
[www.dynamicmetal.net](http://www.dynamicmetal.net)

Scan here to view  
Installation Details  
for this profile



**DYNAMIC CLASS 1000 26 Ga, 24 Ga, or 22 Ga. GALVALUME  
1" NAILSTRIP x 12", 14", or 16" WIDE ROOF PANEL  
OVER 1/2" PLYWOOD**



PANEL PROFILE

MAX DESIGN PRESSURE
-116 Psf (OPTION #1)
-176 Psf (OPTION #2)

GENERAL NOTES:

1. ROOF SLOPE IS LIMITED PER THE REQUIREMENTS OF FBC SECTION 1507.4.2 OR 1515.2.
2. DESIGN OF SUBSTRATE IS BY OTHERS AND NOT A PART OF THIS APPROVAL.
3. ALL PANEL SYSTEM PERIMETERS, PENETRATIONS, AND TRANSITIONS TO BE FLASHED AND SEALED PER THE REQUIREMENTS OF RAS 133.



2951 SE DOMINICA TERRACE  
STUART, FL 34997  
PH: (772) 247-2465  
FAX: (772) 247-2466  
PH: (239) 265-1638  
www.dynamicmetals.net

EMAIL: info@dynamicmetals.net  
SCOTT WOLTERS  
FL PE# 62354  
WOLTERS ENGINEERING  
15211 97TH ROAD N  
WEST PALM BEACH, FL 33412  
(561) 225-1982



PRINTS ISSUED FOR	REV#	DATE
1ST SUBMITTAL	1	10/14/22
2023 CODE UPDATE	1	2/17/24