


PRODUCT EVALUATION

(Florida Product Approval)



DM Class 1000

FL# 41724.25-R3

1" Nailstrip (16" Wide)

**26ga, 24ga, 22ga
Approved**

Approved for installation **outside** of the **HVHZ** (Miami-Dade & Broward counties)

Panel Material

26ga Galvalume (min) *Corrosion resistant per FBC 1507.4.3 (non-HVHZ)*

Panel Description

Non-Structural steel roof panel with 1" tall rib (nominal) and 16" (max) coverage

Deck/Substrate

7/16" OSB Sheathing (Exposure 1, 24/16 min) nailed to 2x rafters spaced 24" O.C. with 8D ring-shank nails spaced 6" O.C.

Available Options

24ga and 22ga galvalume also available and acceptable.

14" and 12" widths also available and acceptable

STUART BRANCH

2951 SE Dominica Terr.
Stuart, FL 34997
Ph: (772) 247-2465

FORT MYERS BRANCH

2177 Andrea Lane
Fort Myers, FL 33912
Ph: (239) 265-1638

Visit our website
www.dynamicmetal.net

Scan here to view
Installation Details
for this profile



	Option #1 Installation
Max. Design Pressure	-108.5 psf
Fastener Spacing Along Panel	3" From Ends, 6" Max O.C. (in each Nailstrip slot)
Fastener Type	#10x1" Panclip Fasteners (2) per Clip

Notes:

- 1) Compare *allowable* pressures required for the project to the maximum allowable design pressure above and select any option which meets or exceeds the pressures required for the project
- 2) Installation graphics on this page are provided as a generic visual representation; specific written text in this product approval & applicable building code shall take precedence
- 3) A factor of safety of 2.0 has been applied.



Non-High Velocity Hurricane Zone (Non-HVHZ)

This product *is approved for installation outside* the HVHZ (Miami-Dade & Broward counties). References to HVHZ sections of the FBC (e.g. Fire Barrier) generally do not apply when the product is installed outside of the HVHZ

Underlayment:

Comply with FBC 1507.1.1 (non-HVHZ), and per local codes

Slope:

Comply with FBC 1507.4.2 (non-HVHZ), and per local codes
OUTSIDE the HVHZ, FBC 1507.4.2 minimum slope is 1/4:12

Trim and Flashing Details:

Comply with manufacturer's recommendations and RAS 133.

Re-Roofing:

This panel may be installed over a single layer of existing shingles as permitted by local building code or FBC 1511, provided the existing roof meets the conditions required by the applicable code. Size fasteners to fully penetrate 1/4" (min) through substrate.

Fire Barrier:

Comply with FBC 1516.1 and 1516.2 where required.

Where not required by code. Fire classification is not a part of this evaluation.

Where required, refer to a current fire directory listing for fire ratings of this roofing system assembly as well as the location of the fire barrier within the assembly.

Technical Documentation

- 1) This product has been tested to meet the standards listed below by Intertek Testing (TST-152)
- 2) Per reports **S2349.01-450-18**, signed and sealed by Tanya Dolby, PE, and by PRI Construction Materials Technologies, per test reports **VLS-004-02-01** and **VLS-005-02-01**
- 3) Drawing 1SNS16-OSB, dated 6/20/25, signed and sealed by Scott Wolters, PE.
- 4) Supplemental Calculations to support 1SNS16-OSB, signed & sealed by Scott Wolters, PE.
- 5) Reports used for evaluation are owned by **Lara's IP & Research, LLC.**, and used with prior written permission

Compliance Statement:

Reviewed per the FAC Product Approval Rule, Chapter 61G20-3.005 (4), this product, as described in this report and drawing 1SNS16-OSB, meets all of the requirements of sections 1504.3.2 (non-HVHZ) and 1518.9/1523.6.5.2.4 (HVHZ) of the 8th Edition (2023) Florida Building Code.

This product as described has been tested and demonstrated compliance with:

UL580 – Test for Uplift Resistance of Roof Assemblies

UL 1897 – Uplift test for roof covering systems

TAS 110 – Physical Properties of Roofing Components



Panel Labeling:

Products sold in the HVHZ that require labeling shall bear the following or similar label. Other labeling in accordance with FBC 1523.5 shall also be permitted



DYNAMIC METALS

City, State

DM Class 1000 FL #41724.25

Design Process:

Compare the maximum allowable loads to the ASD uplift pressures for the project to determine sufficiency and installation requirements. Determine project uplift pressures using ASCE 7-22, FBC R301, project design documents, guidance from local building department, or other design professionals. Engineering analysis may be completed by other licensed engineers for project specific approval by local authorities having jurisdiction.

Exclusions and Limitations:

Design of deck and roof structure (to include attachment of plywood or wood plank) shall be completed by others. Fire classification and shear diaphragm design are outside the scope of this evaluation..

This report is limited to compliance with structural wind load requirements of FBC 1504.3.2, as required by Rule 61G20-3. Neither Wolters Engineering nor the manufacturer shall be responsible for any conclusions, interpretations, or designs made by others based on this evaluation report. This report is limited solely to documenting compliance with Rule 61G20-3 and makes no express or implied warranty regarding the performance of this product. Installation shall be subject to the local building code and authority having jurisdiction.


Panel Forming

Panels may be formed on the jobsite with the following Dynamic Metals, LLC approved machines, under a quality assurance program audited by an approved 3rd party QA auditor

SSP-10751007, 5VC-0700123, SSQ2U-6470323, SSQ2U-6480323, SSQ-6800617, SSQ-6690517, 5VC-0490718, SSQ-5150216, SSQ-4560615, 5VC-0360516, SSQ-6810617, SSQ2U-4031121, SSQ2U-4041121, SSQU-4051121

If you have any questions or need more information concerning this approval, please contact me

Scott Wolters
FLPE# 62354
Wolters Engineering, Inc.
(COA# 27194)
15211 97th Road N
West Palm Beach, FL 33412
(561) 225-1982



Digitally signed
by Scott Wolters
Date: 2025.07.04
11:19:18 -04'00'

© 2025 Lara IP & Research, LLC.

All test data, engineering reports, technical illustrations, line drawings, and related intellectual property contained within this document are the sole property of Lara IP & Research, LLC. Used with permission under written prior agreement by Dynamic Metals, LLC for regulatory submittals, internal reference, and lawful distribution to authorized parties only. Reproduction, redistribution, or commercial use without express written consent from Lara IP & Research, LLC is strictly prohibited.

STUART BRANCH

2951 SE Dominica Terr.
Stuart, FL 34997
Ph: (772) 247-2465

FORT MYERS BRANCH

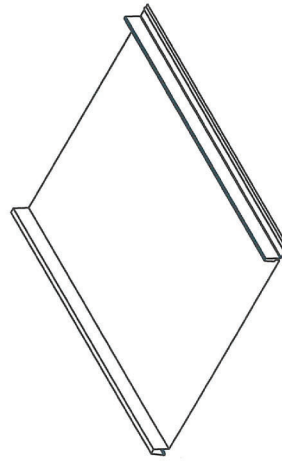
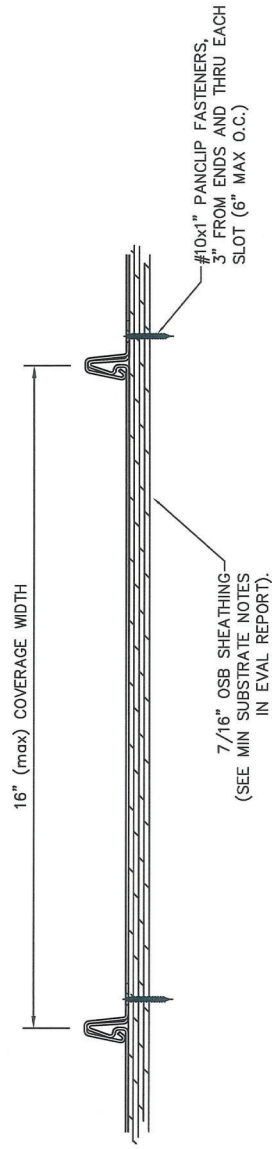
2177 Andrea Lane
Fort Myers, FL 33912
Ph: (239) 265-1638

Visit our website
www.dynamicmetal.net

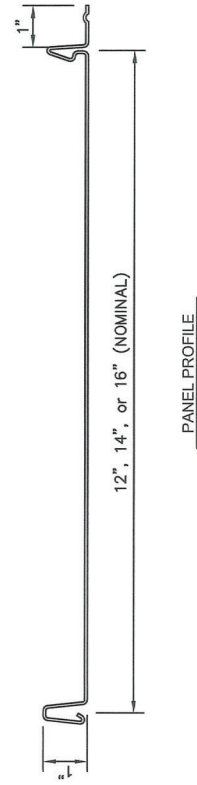
Scan here to view
Installation Details
for this profile



**DYNAMIC CLASS 1000 26 Ga, 24 Ga, or 22 Ga. GALVALUME
1" NAILSTRIP x 12", 14", or 16" WIDE ROOF PANEL
OVER 7/16" OSB SHEATHING**



MAX DESIGN PRESSURE
-108.5 Psf



GENERAL NOTES:

1. ROOF SLOPE IS LIMITED PER THE REQUIREMENTS OF FBC SECTION 1507.4.2.
2. DESIGN OF SUBSTRATE IS BY OTHERS AND NOT A PART OF THIS APPROVAL.
3. ALL PANEL SYSTEM PERIMETERS, PENETRATIONS, AND TRANSITIONS TO BE FLASHED AND SEALED PER THE REQUIREMENTS OF RAS 133.



DWG: 1SNS16-0SB
SHEET: 1/1

METALS

PH: (772) 247-2465
FAX: (772) 247-2466
PH: (239) 265-1638
EMAIL: info@dynamicmetal.net

SCOTT WOLTERS
FL PE# 62354
WOLTERS ENGINEERING
(COA# 27194)
15211 97TH ROAD N
T PALM BEACH, FL 334
(561) 225-1982

Professional Engineer Seal for Scott Wolters, State of Florida, License No. 62354, expires June 20, 2025.

[illegible]