

# WOLTERS ENGINEERING

ENGINEERING, DRAFTING, CONSULTING

15211 97<sup>th</sup> Road N  
West Palm Beach, FL 33412  
Ph/Fx: (561) 225-1982

## PRODUCT EVALUATION

(Florida Product Approval)

PRODUCT: **DM CLASS 1750 24 Ga. or 22 Ga. Galvalume 1 3/4" Snaplock 14", 16",  
(FLPA# 41725.3) or 18" Wide Roof Panel over Steel B-Deck (22 Ga. min)**

MANUFACTURER:



Dynamic Metals, LLC  
2951 SE Dominica Terrace  
Stuart, FL 34997

or

Dynamic Metals, LLC.  
2177 Andrea Lane  
Ft. Myers, FL 33912

To all concerned,

The DM Class 1750 1 3/4" Snaplock Roof Panel, manufactured by Dynamic Metals LLC, is a non-structural 24 ga. galvalume coated steel roof panel (50 ksi min) that meets the requirements of Sections 1507.4 and 1518.9 of the 8<sup>th</sup> Edition (2023) Florida Building Code. The panel has been tested per TAS 100 and TAS 125 by Intertek B&C, with results shown in test reports P2196.05-450-34 and P2196.06-450-44. It has also been tested per TAS 110 by PRI Construction Materials Technologies, with results shown in test reports VLS-004-02-01 and VLS-005-02-01.

### Technical Documentation:

1. Drawing "17SSLBD-HZ" dated 2/29/24 (Rev. 1), signed and sealed by Scott Wolters, PE.
2. Test Reports listed above by Intertek B&C. signed and sealed by Vinu Abraham, PE.
3. Test Reports listed above by PRI Construction Materials Technologies, signed and sealed by Zachary R Priest, PE.
4. Supplemental Calculations to support 17SSLBD-HZ, signed and sealed by Scott Wolters, PE.

I have reviewed this submittal per the requirements of FAC Product Approval Rule Chapter 61G20-3.005 (4). Based on the limitations listed below and those provided in the documents above, this product meets all of the requirements of the 8<sup>th</sup> Edition (2023) Florida Building Code generally, and chapter 15 specifically, including the HVHZ provisions.

Limitations: **This panel is approved for use inside and outside of the HVHZ.**

### Overall Limitations:

#### Min. Slope:

HVHZ: 2"/12"

Non-HVHZ: 1/4"/12"

#### Notes:

Slopes less than 3"/12" require lap sealant per FBC 1507.4

Maximum Panel Width:

18"

Minimum Rib Height:

1 3/4"

Panel Clip Anchors:

18 Ga. Galvanized Steel, 3 1/2" long

	Option #1 Installation	Option #2 Installation
Max. Design Pressure:	-131 psf	-161 psf
Clip Anchor Spacing:	4" From Ends, 17" Max. O.C.	4" From Ends, 10" Max. O.C.
Min Panel Fasteners:	#15 Dia. Pancake Head Fasteners, (2) per Clip	#15x6" Pancake Head Fasteners, (2) per Clip

Note: Fasteners must fully penetrate the steel deck, with 3/4" of threads beyond.

Underlayment: Englert Metalman HT self-adhering underlayment (installed per the requirements of FBC Section 1507.1.1.1 (min).

(or)

Any underlayment with a valid FLPA or Miami-Dade NOA

Fire Barrier: Where required by code, install an approved fire barrier. Refer to a current fire directory listing for fire ratings of this roofing system assembly as well as the location of the fire barrier within the assembly. (See note #2 below)

Coverboard: 1/2" DensDeck Gypsum Roof Board (900 psi compressive strength, min) (Optional)

Insulation: 3/4" (min) to 4" (max) roof insulation with current NOA or FLPA (20 psi compressive strength, min) (Optional)

Note: Coverboard and Insulation anchored with #15 x 6" Pancake Head Fasteners with 3" Dia. Tabs, (16) min per 4'x4' sheet.

Minimum Substrate: 22 ga. steel B-Deck with 3 1/2"x1 1/2" ribs anchored to steel structure with #12x1 1/4" Teks screws 6" max O.C. (overlaps also fastened 6" max O.C.)

Other Limitations:

1. Roof slope must meet requirements of FBC Sections 1507.4.2 or 1515.2.
2. Fire classification is not a part of this evaluation. Refer to a current Approved Roofing Materials Directory for fire ratings of this product.
3. Design of substrate is by others and is not a part of this evaluation.
4. All panel system perimeters, penetrations, and transitions to be flashed and sealed per the requirements of RAS 133.
5. Rational analysis, provided by a Florida licensed Architect/Engineer per FAS 61G20.3.005(e), may be used for project specific approval by the local authorities having jurisdiction.
6. Where required by the Florida Building Code, panels shall be labeled with the manufacturer's name and/or logo, and the following statement, "Dynamic Metals FLPA# 41725.3, DM Class 1750".

Panel Forming:

These panels may be jobsite roll formed with the following Dynamic Metals machines, per approval of 3<sup>rd</sup> party QA provider, to the dimensions shown on Drawing 17SSLBD-HZ:


SSQ-6800617  
SSQ-6690517  
SSQ-6810617  
5VC-0490718

SSQ-5150216  
SSQ-4560615  
SSP-10751007  
5VC-0360516  
5VC-0700123

SSQ2U-4031121  
SSQ2U-4041121  
SSQ2U-6470323  
SSQ2U-6480323  
SSQ2U-4051121

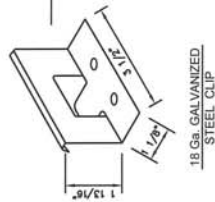
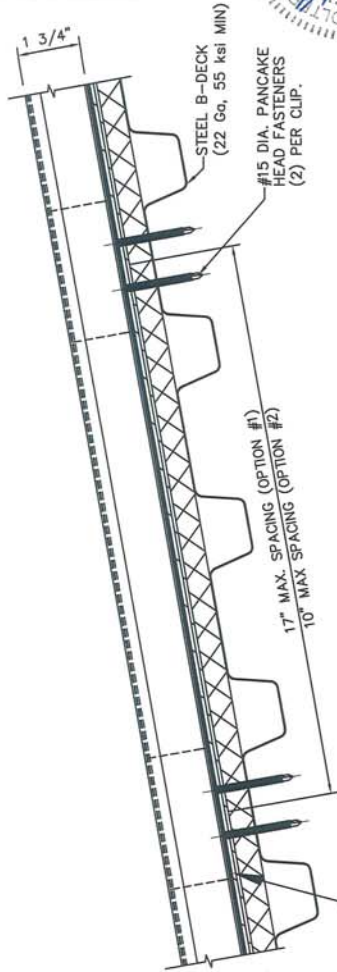
If you have any questions or need more information concerning this approval, please contact me.

Thank you,

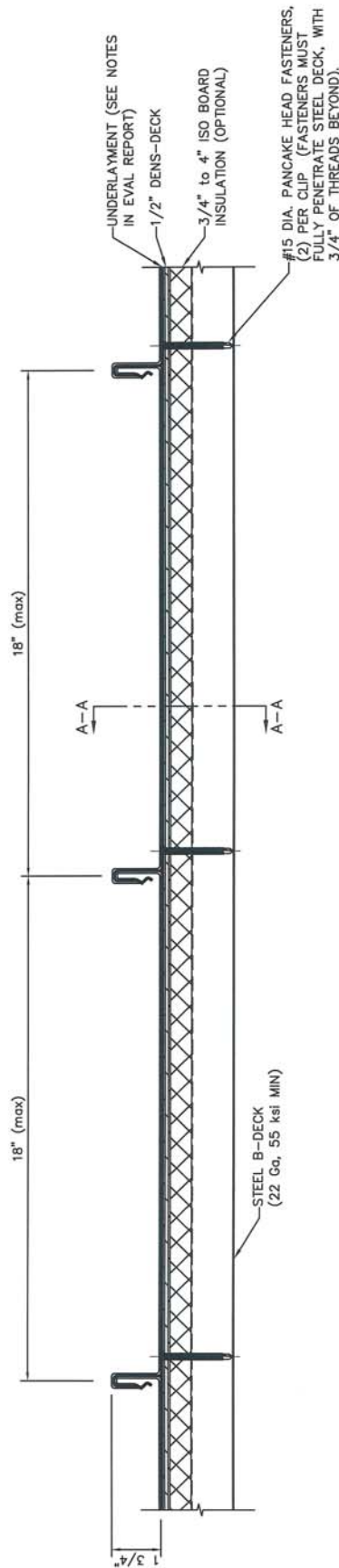
  
Scott Wolters  
FL PE# 62354  
FEB 29 2024



**DYNAMIC CLASS 1750 24 Ga. or 22 Ga. GALVALUME  
1 3/4" SNAPLOCK x 14", 16", or 18" WIDE ROOF PANEL  
OVER STEEL B-DECK (22 ga. min).**



**SECTION A-A**



MAX DESIGN PRESSURE	
-131 Psf	(OPTION #1)
-161 Psf	(OPTION #2)



**PANEL PROFILE**

**GENERAL NOTES:**

1. ROOF SLOPE IS LIMITED PER THE REQUIREMENTS OF FBC SECTION 1507.4.2 or 1515.2.
2. DESIGN OF SUBSTRATE IS BY OTHERS AND NOT A PART OF THIS APPROVAL.
3. ALL PANEL SYSTEM PERIMETERS, PENETRATIONS, AND TRANSITIONS TO BE FLASHED AND SEALED PER THE REQUIREMENTS OF RAS 133.



2951 SE DOMINICA TERRACE  
STUART, FL 34997  
2177 ANDREA LANE  
FT. MYERS, FL 33912  
www.dynamicmetals.net

PH: (772) 247-2465  
FAX: (772) 247-2466  
PH: (239) 265-1638  
EMAIL: info@dynamicmetals.net

SCOTT WOLTERS  
FL REG # 62354  
WOLTERS ENGINEERING  
15211 97TH ROAD N  
WEST PALM BEACH, FL 33412  
(561) 225-1982



PRINTS ISSUED FOR	REV.#	DATE
2023 CODE UPDATE	1	2/29/24
1ST SUBMITTAL	1	10/17/22

DWG: 17SSLB-D-HZ  
SHEET: 1/1